

ИЗДАТЕЛЬСТВО
ТИТУЛ
PUBLISHERS



Издательство “Титул”

выпускает единую линию учебно-методических комплектов
для 1–4 классов “Millie”:

для 1 класса (Millie-Starter) — учебник (в 2-х частях), книга для учителя, аудиоприложение (аудиокассеты, CD MP3), обучающая компьютерная программа

для 2 класса — учебник, книга для учителя, рабочая тетрадь, аудиоприложение (аудиокассеты, CD MP3), набор карточек для обучения чтению и говорению

для 3 класса — учебник, книга для учителя, рабочая тетрадь, аудиоприложение (аудиокассеты, CD MP3), набор карточек для обучения чтению и говорению

для 4 класса — учебник, книга для учителя, рабочая тетрадь, аудиоприложение (аудиокассеты, CD MP3), набор карточек для обучения чтению и говорению

Авторская программа курса

Интернет-поддержка учебников и дополнительные материалы

— на сайте www.titul.ru

— на интернет-портале www.englishteachers.ru

По вопросам приобретения книг следует обращаться
в издательство “Титул”: 249035, г. Обнинск Калужской обл.,
а/я 5055, тел.: (48439) 9-10-09, факс: (48439) 9-10-00,
e-mail: pochta@titul.ru (книга почтой),
umk@titul.ru (оптовые покупатели).



MILLIE

Starter



UNIT 1

UNIT 2

UNIT 3


UNIT 4

UNIT 5

UNIT 6

UNIT 7

UNIT 8



ПЕРВЫЙ ГОД ОБУЧЕНИЯ

Lesson 1 Home with Dad

- 1  Послушай и пронумеруй рисунки.




My mum's at work.



My dad's at home.



My brother's at school.



My sister's on holiday in India.


- 2 Пропиши слова и фразы.

brother brother brother brother brother _____
 sister sister sister sister sister _____
 mum mum mum mum mum _____
 dad dad dad dad dad _____
 at work at work at work at work _____
 at home at home at home at home _____
 on holiday on holiday on holiday on holiday _____
 holiday _____

- 3 Найди и напиши 6 слов. Составь слово из оставшихся букв.

bon holiday rsistero mum dad h at home eat work r

- 4 Подчеркни предложения, относящиеся к картинкам, карандашом соответствующего цвета. Зачеркни лишнее предложение.



A



B

I'm on holiday in Australia. My dad's at work.
 My dad's on holiday too. This is my sister Sophie.
 I'm at work too. I've got a computer. I don't like sandwiches. We like apples. My brother's in India.
 I like pies. I'm at school. My mum's at home.

Learning to read

This is Ben. Ben's in bed.

Ben, take the red pencil case with red pencils and pens.

Зачеркни лишнее слово.

pen, pencil, red, pencil case, sweet, exercise book, lemonade, bed



5 Прочитай и поиграй.

My sister's at home.

This one.



Lesson 2 Everybody likes pizza

1 Послушай и соедини каждого члена семьи с блюдом, которое он любит.

MENU


pasta
potatoes
meat
fish
pizza



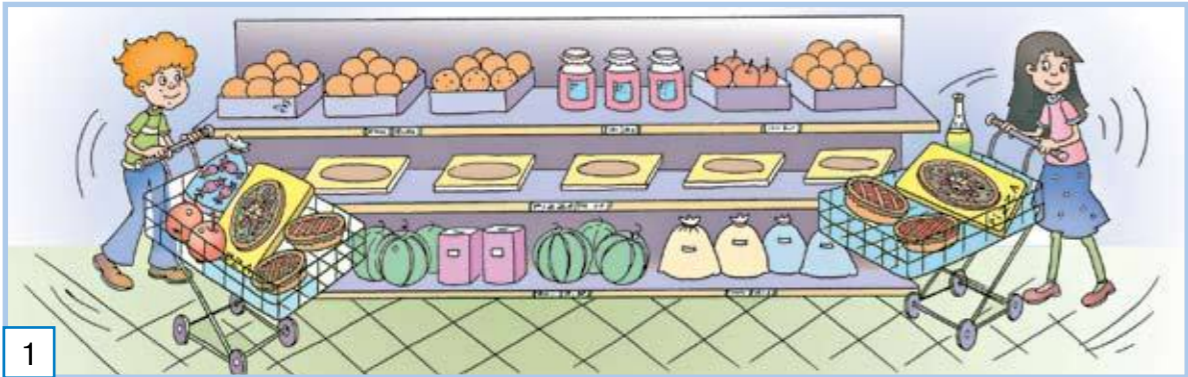
2 Пропиши слова и фразы.

pasta pasta pasta pasta pasta _____
potatoes potatoes potatoes potatoes _____
meat meat meat meat meat _____
fish fish fish fish fish _____
She likes pizza. She likes pizza. _____


3 Подпиши картинки.



4 Прочитай предложения и поставь галочку (✓) около правильных предложений.



- a) She likes lemonade, pies and pizza. ☐
- b) And he likes pies, pizza and apples. ☐

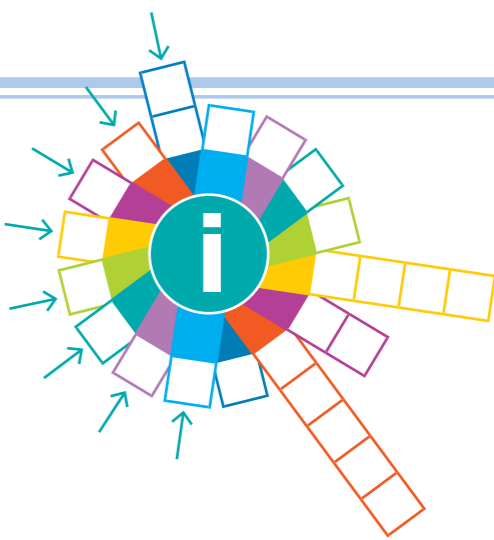
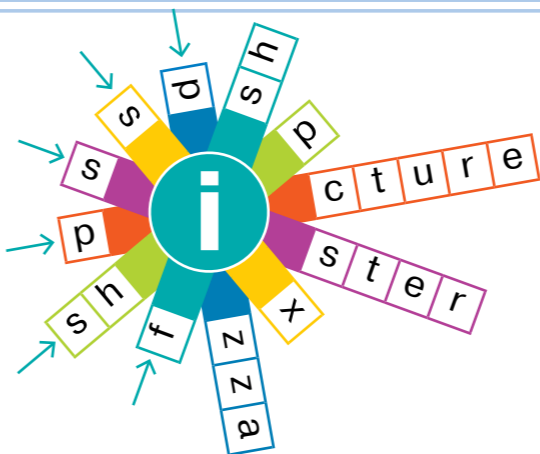


- a) She likes fish and potatoes. ☐
- b) He likes fish and potatoes. ☐
- a) He likes pasta and fish. ☐
- b) She likes meat sandwiches. ☐



- a) He likes sweets, apples and meat sandwiches. ☐
- b) She likes sweets, meat sandwiches and bananas. ☐

Learning to read



5 Прочитай, заполни таблицу и расскажи, что любит твой друг.

I like bananas, pizza and potatoes. And you?


I like apples, pizza and lemonade.

	I like	She likes	He likes
bananas			
apples			
sweets			
pies			
lemonade			
sandwiches			
meat			
fish			
potatoes			
pasta			
pizza			

Lesson 3 Home alone

1 Реши кроссворд.

My mum's at 1↓ _____.
 She likes 2→ _____ and 2↓ _____.
 My 3→ _____ likes 4→ _____.
 My 5↓ _____'s at home.
 She likes 6→ _____.
 I've got a 7→ _____.
 My brother likes 8→ _____.



2 Послушай и скажи, где находится каждый член семьи.

mum
dad
Sophie (sister)
Danny (brother)



at work
at home
at school
on holiday

Learning to read



Duncan Rubber, run! Have lunch with your mum.

Вычеркни лишнее слово.

- 1 pencil, picture, red, bed, lemonade, pen
- 2 fish, lunch, sister, sing, ship, six, sit down
- 3 under, run, mum, cupboard, jump, rubber, pizza

3 Прочитай, напиши и скажи, что любит мама.

What have we got for lunch?


We've got fish, meat, potatoes, pasta.

Mum likes fish and potatoes.

No, she likes fish and pasta.
And she likes apple lemonade.

And sweets!

She likes
banana sweets.



She likes _____.

4 Закончи списки слов.


run, meat, on holiday, pasta, jump, pizza, dad,
at work, sing, brother, at school, sister, fish, draw












mum	at home	play	potatoes
_____	_____	_____	_____
_____	_____	_____	_____
_____	_____	_____	_____

5 Нарисуй продукты в корзинке для пикника. Расскажи о своей корзинке друзьям.

Picnic Basket

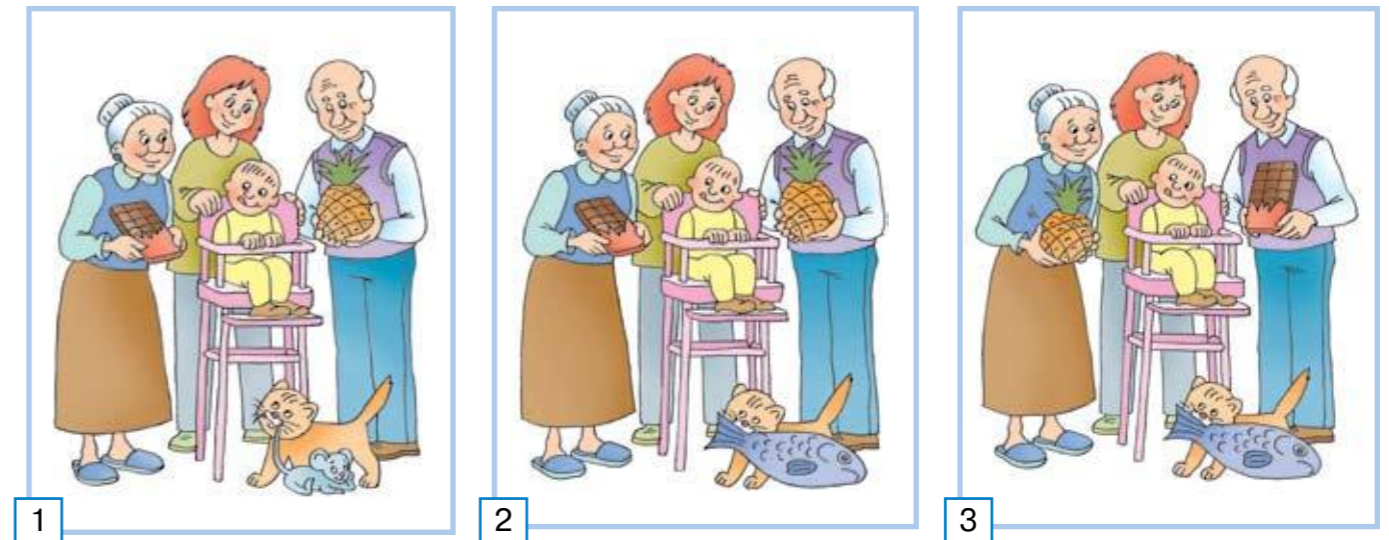
My sister likes sweets. My dad likes pizza. My mum likes fish. My brother likes lemonade. I like apples.



- lemonade 
- fish 
- meat 
- potatoes 
- pasta 
- pizza 
- apples 
- bananas 
- sweets 
- pies 
- sandwiches 

Lesson 4 My grandpa likes chocolate

1 Послушай и назови номер рисунка.



2 Пропиши слова и фразы.

granny granny granny granny granny _____
grandpa grandpa grandpa grandpa grandpa _____
chocolate bar chocolate bar chocolate bar _____
pineapple pineapple pineapple pineapple _____
He's got a kitten. He's got a kitten. _____

3 Разгадай и допиши слова.

granny	kitten	grandpa	granny	kitten	
grandpa	granny	kitten	grandpa	granny	

chocolate bar
pineapple

meat
fish

chocolate bar
sweet

meat
fish

She's got an apple

She's got a pineapple

I've got a pineapple


She's got an apple

I've got a pineapple

- 4 Прочитай текст и назови номер соответствующего рисунка из упражнения 1.

☐ Granny's got a pineapple. Grandpa's got a chocolate bar. The kitten's got a big fish for Harry.

- 5 Прочитай и вставь слова.



kitten
chocolate
pizza
pineapples


This is my granny. She's got a big house. My granny likes (1) _____. Her (2) _____ likes chocolate too. My grandpa is not in the picture. He's at work. He's got a lot of books. He likes sweets and (3) _____. And I like (4) _____.

Learning to read

dad, stand up, school bag, have, sandwich, cat

- Впиши недостающую букву.
gr_nny, gr_ndpa, pine_pple

- 6 Дорисуй картинку и Расскажи о ней другу. Послушай и дорисуй картинку друга.




My mum's got two sandwiches.

And my mum's got some meat.


some



Lesson 5 Super robot

- 1  Послушай и назови умения, не упоминающиеся в песне.

I can read books.




1

I can sing songs.



2

I can sweep the floor.



3

I can wash the dishes.



4

I can draw a kitten.



5

I can cook your lunch.



6

I can chat with you.



7

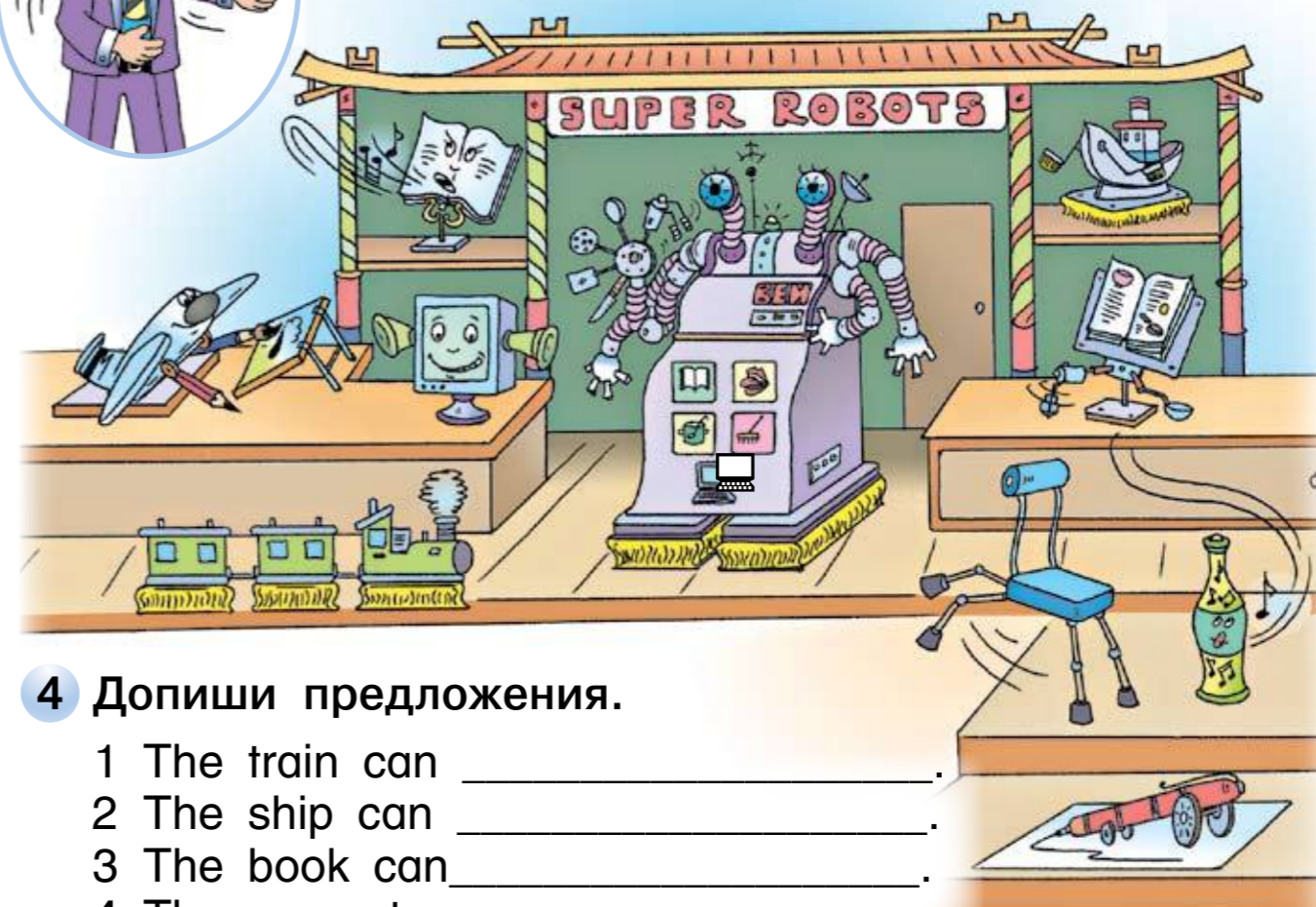
- 2 Пропиши слова и фразы.

cook your lunch cook your lunch cook your lunch
 cook your lunch cook your lunch _____
 sweep the floor sweep the floor sweep the floor
 sweep the floor sweep the floor _____
 chat with you chat with you chat with you chat
 with you chat with you _____
 He can wash the dishes. He can wash the dishes.

- 3 Прочитай и подчеркни часть предложения, не соответствующую рисунку.



Look at our super robot. His name is Ben. He can cook your lunch, wash the dishes, sweep the floor, read books, play computer games and chat with you.



- 4 Допиши предложения.


- 1 The train can _____.
- 2 The ship can _____.
- 3 The book can _____.
- 4 The computer can _____.

- 5 Прочитай и поиграй.

It can wash the plate.

The ship.

Yes.



Learning to read

- Закончите предложения.


Jake and Kate take the book.
Have a look! It's a great book!
Ja_e and _ate li_e the boo_.
They loo_ at the _itten in the boo_!



Lesson 6 A super robot for my mum

- 1 Прочитай текст и отметь правильные (+) и неправильные (–) предложения.

Hello, Dad. I don't like this robot.



I've got a super bed. It can read books.




No, no. Thank you, Dad.

Take this super school bag. It can go to school.



No. Let me go!


My super lemonade can sing songs and chat with you.



No. Stop it!

Super granny

Look at this super ship. It can wash the plates.




Oh, no!

My super book can cook a super pizza for you!



Hello!

My granny can cook a super pizza. And she can play computer games! And I can sweep the floor and wash the dishes for my super granny!



- ☐ 1 Roy likes the super robot.
- ☐ 2 The super bed can read books.
- ☐ 3 The super bag can go to school.
- ☐ 4 The super lemonade can sweep the floor.
- ☐ 5 The super book can cook potatoes and meat for Roy.
- ☐ 6 Roy can wash the plates for his granny.
- ☐ 7 Roy's got a super granny.

Learning to read


Charles can munch and chat at lunch.

- Найди на рисунке и запиши три слова с буквосочетанием ch.



2 Посмотри на рисунок и допиши предложения.

Let's play the game 'Hot Potatoes'.



Look at my super robot. He's got (1) _____.
He can cook a big (2) _____ and (3) _____.
He likes (4) _____. When my mum's at work,
we play (5) _____.

3 Нарисуй суперробота для одного из членов своей семьи и расскажи о нём.

mum
dad
sister
brother
granny
grandpa

at work
at home
at school
on holiday

wash the plates
sweep the floor
cook lunch
chat with you
read books
sing songs
play games
draw pictures
run
jump

pasta
fish
meat
potatoes
pizza
chocolate
pineapples
apples
pies
sweets
sandwiches
lemonade
bananas



My mum's got a robot at work. The robot can draw, write and read. My mum likes fish and potatoes. The robot can cook fish and potatoes.

Lesson 7 Progress page

1 Соедини половинки слов.

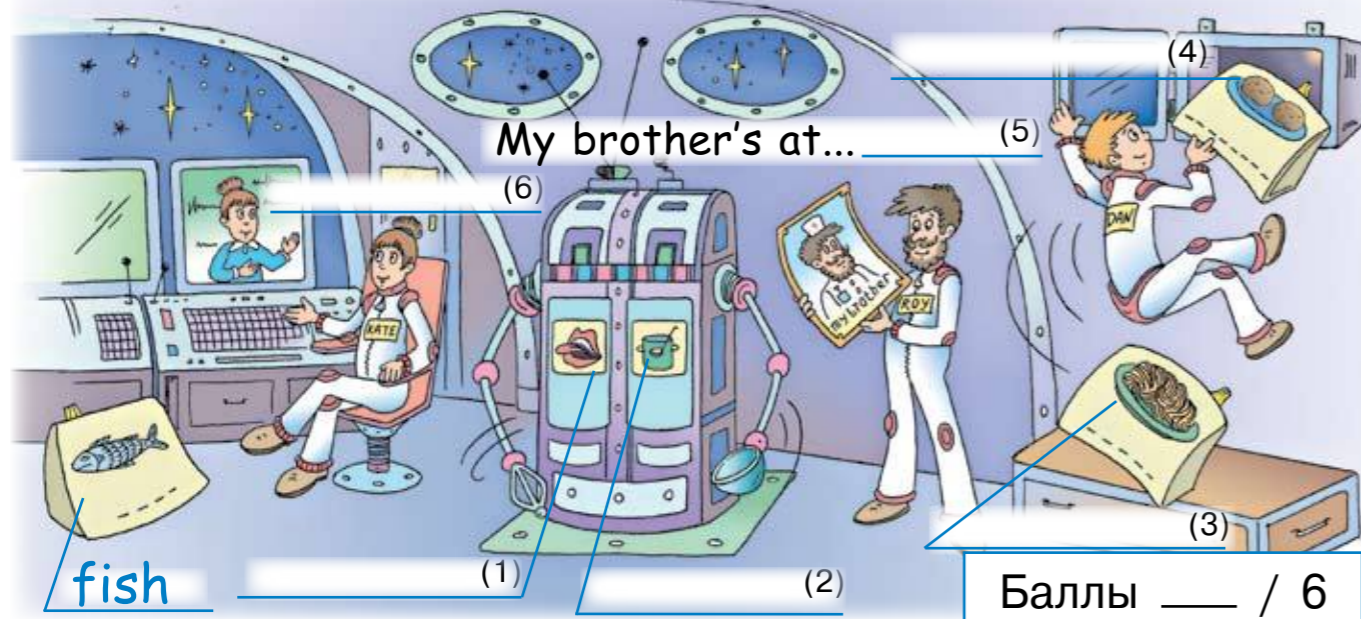
me
1 bro
2 gran
3 grand
4 pine
5 wash the di
6 cook your lu
7 chocola
8 swee



apple
ny
ther
nch
te bar
p the floor
shes
pa
at

Баллы ____ / 8

2 Подпиши картинки.



3 Посмотри на картинки упражнения 2 и закончи предложения.

Roy's got a brother. His brother's a _____.

Dan I _____.

Kate's g _____.

Super robot c _____ and _____.

Баллы ____ / 4

4 Подчеркни предложения к картинке карандашом синего цвета. Прочитай текст и выбери заглавие к нему (✓).



My granny can sing songs, run and jump. When my mum's at work, we play computer games together (вместе). She likes chocolate. I like pineapples. She's got three kittens and two super robots. The super chair can sweep the floor. The super ship can wash the plates. The super plane can draw pictures. The super book can cook our lunch.

Баллы ____ / 7

Great! 21-25	Well done! 11-20	OK! 6-10	Try again! 0-5

Lesson 8 Super Family

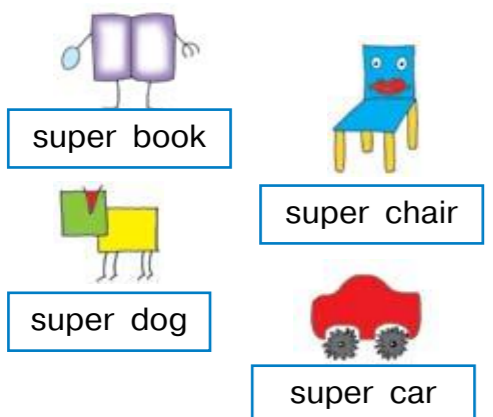
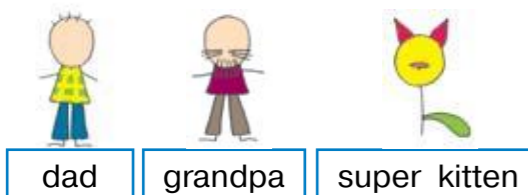
- 1 Нарисуй одного из членов семьи и его робота. Послушай описание друзей и закончи рисунки и тексты.

My mum's in the _____.
She's got a _____.
It can cook and sing songs.

My grandpa's in the _____.
He's got a _____.
He likes pizza.

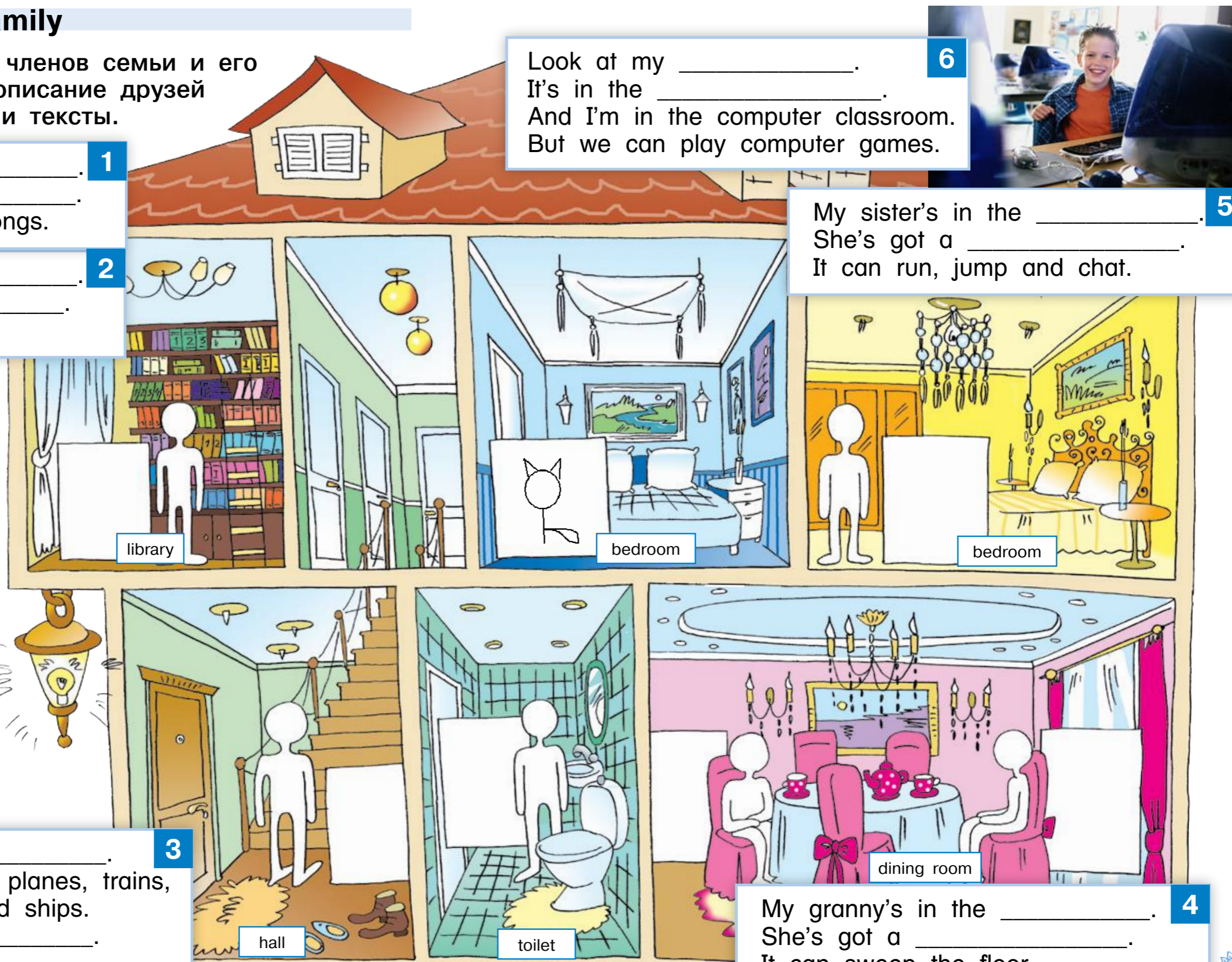
Look at my _____.
It's in the _____.
And I'm in the computer classroom.
But we can play computer games.

My sister's in the _____.
She's got a _____.
It can run, jump and chat.



My dad's in the _____.
He likes books about planes, trains,
super robots, cars and ships.
He's got a _____.
It can read books.

My granny's in the _____.
She's got a _____.
It can sweep the floor.



6


5

3

4

Lesson 1 I'm sad

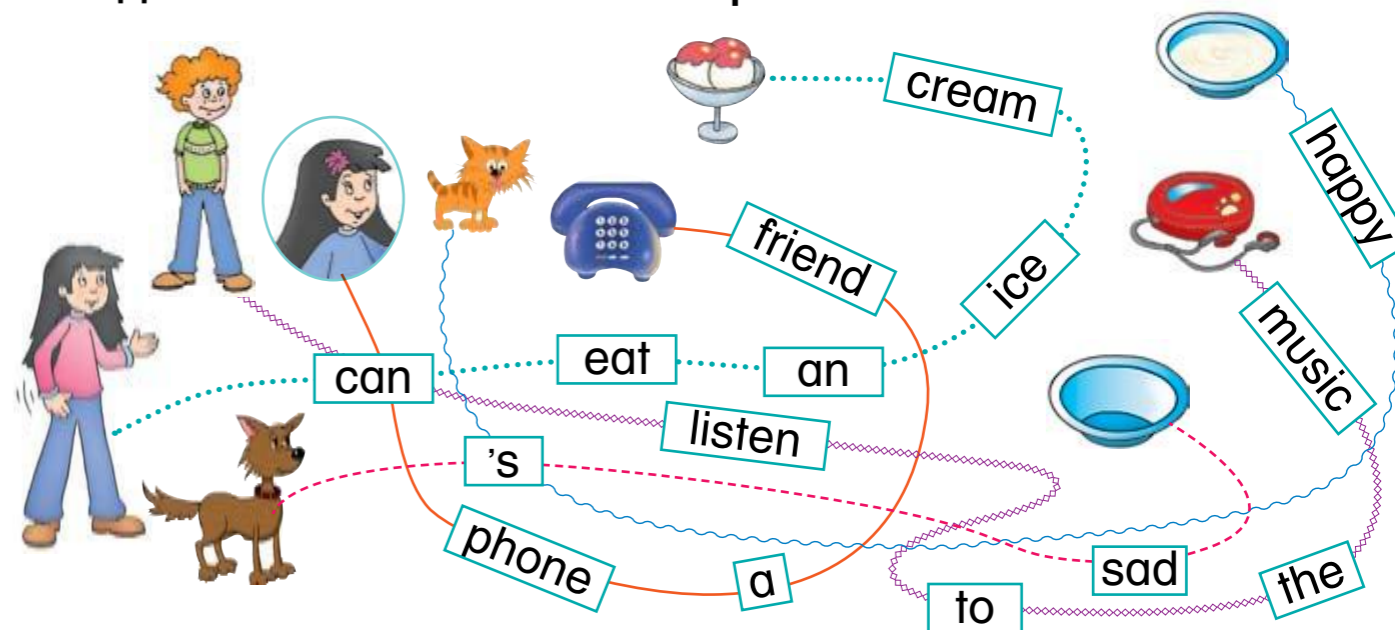
1 Послушай и назови букву картинки.



2 Пропиши слова и словосочетания.

sad sad sad sad sad _____
 happy happy happy happy happy _____
 listen to the music listen to the music listen to the music _____
 phone your friend phone your friend phone your friend _____
 eat an ice cream eat an ice cream eat an ice cream _____

3 Собери слова в предложения и узнай, что могут дети и кто в каком настроении.



Learning to read

• Что неправильно в стихе?

The book is in the wood,
 The wood is in the room,
 The room is in the cook.
 Let's have a look!

• Составь и напиши слова.

b		k	
l		k	
w	oo	k	
r		d	
c		m	



4 Прочитай и закончи предложения.

Hello! I'm Y _ _ _ w from the Ice Cream Planet (планета).

1

On our Planet we've got i _ _ _ _ _ m wood. My ice cream house is in the wood.

2

3

This is my Super Computer. I can play computer games and l _ _ _ _ _ to music.

4


I eat yellow ice cream and my friend G _ _ _ n likes green ice cream. He's at home now and I'm s_d.

5

This is my Super Phone. I p _ _ _ e my friend, we chat and eat ice cream.


Lesson 2 And where's Roy?

1 Послушай и назови номера рисунков, которые не были озвучены.




2 Пропиши недостающие слова.

I've got a kitten. Her name's Pussy. We play hide-and-seek together. Find my kitten in this picture. Is she behind the box or in the tree? Where's Pussy? Pussy's _____.



3 Посмотри на рисунок. Прочитай и закончи предложения.

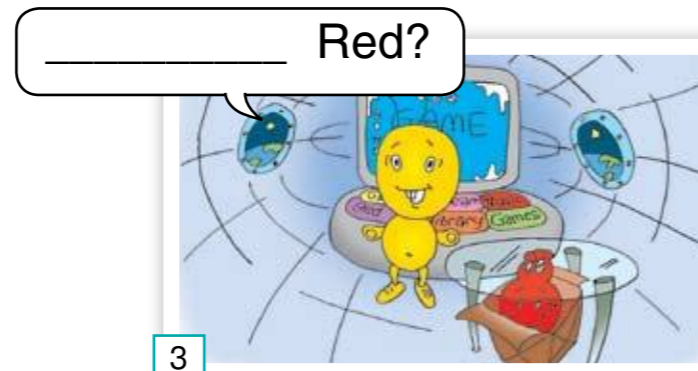
I've got two friends Green and Red. My friend Red can read trees and write songs. And Green can cook a pizza. We play hide-and-seek together. Look at this picture. Find my friend Green. Is he in the ice cream box or behind the phone? And where's Red?




Green's _____
Red's _____
Yellow's _____



Red can _____.



Red?



Learning to read

The ball is big. The hall is small.
The big ball is in the small hall.

- Напиши слова в соответствующий столбик
tall, small, stand up, football, dad, granny, have,
sandwich, lemonade, ball, hall

tall	dad

Lesson 3 Let's play together

1 Допиши предложения.

I'm _____ (1). My sister's at work.
_____ (2) your brother?
At school.
Let's play computer games. I've got a new game 'Chocolate _____ (3)'.
No, not now.

Let's listen to _____ (4).
No, not now.
Let's go to the playground.
Great! Let's play _____ (5). Let's _____ (6) Chris and play together.



sad phone Where's music hide-and-seek box

Learning to read

Bob likes chocolate.
His dog likes chocolate.
Bob's got a lot of chocolate in his chocolate box.

• Вычеркни лишнее слово

- 1 dog, chocolate, box, home, song, holiday
- 2 book, look, wood, dog, room, cook
- 3 dad, stand up, chocolate, have, sandwich, granny, grandpa



2 Прочитай и сыгрой в игру.

Three. Eat an ice cream, Roy.

Four. Roy, chat with your friend.

play with a car
eat an ice cream
draw a kitten
play hide-and-seek
sweep the floor
run
eat a chocolate bar
chat with a friend
wash the plates

sing a song
listen to the music
play computer games
phone your friend
jump
cook pizza
read a book
play with a plane

Start

Finish

sad


happy

miss a turn

miss a turn

Lesson 4 My naughty friend

1  Послушай и назови букву картинки.



2 Пропиши слова и фразы.

naughty naughty naughty naughty _____
 skip skip skip skip skip _____
 walk walk walk walk walk _____
 climb climb climb climb climb _____
 dream dream dream dream dream _____
 ride a seesaw ride a seesaw ride a seesaw _____
 ride a seesaw ride a seesaw _____

3 Разгадай и допиши слова.

sad	happy	naughty	naughty	happy	
behind the tree	in the tree	under the tree		in the tree	under the tree
walk	climb	dream	walk	climb	
climb	walk	walk	climb	walk	
dream	dream	climb	dream	dream	



4 Прочитай песню и обведи рисунки карандашом соответствующего цвета.




We skip, skip, skip.
 We play, play, play.
 We climb, climb, climb,
 All day.
 With my naughty friend.

We sing, sing, sing.
 We dream, dream, dream.
 We cook, cook, cook
 Ice cream.
 With my naughty friend.

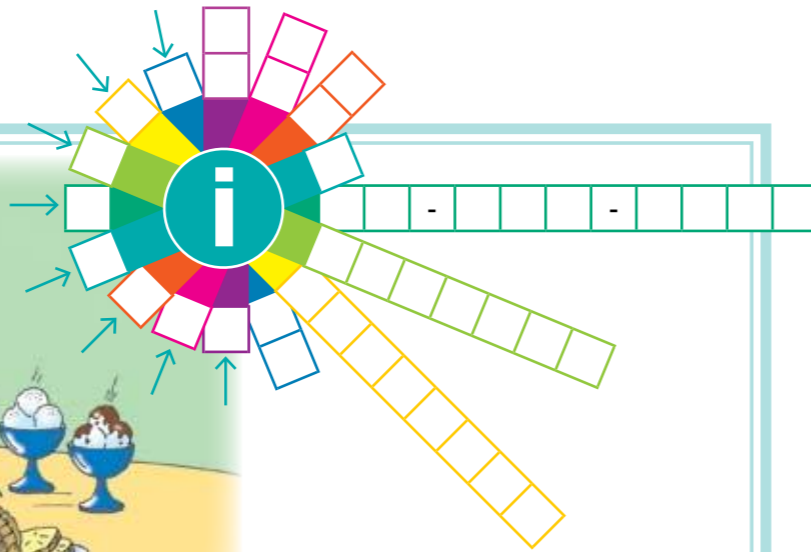
We walk, walk, walk.
 We draw, draw, draw.
 We ride, ride, ride
 A seesaw.
 With my naughty friend.



Learning to read



Mike and Spike dine on pies,
ice cream and pineapples every Friday.



5 Нарисуй друга и напиши, что вы обычно делаете вместе.

We _____

My friend

Name _____


Lesson 5 www.kids7+friends

1 Послушай и назови букву картинки.

Who's your friend?



A



B

Eat an ice cream.

What do you do together?



C

We play computer games, eat ice cream and chat.

2 Пропиши слова.

Who's your best?
Who's your best?
Who's your best friend?
Jessica.
What do you do?
What do you do?
What do you do together?
Read books.



Address: www.kids7+friends

Home
Find a friend
Email your friend
Chat
Sing together
Read & play together

3 Прочитай вопросы и помоги Желтому написать ответы. Прочитай еще раз историю из урока 1.

	Who's your best friend?
	_____.
	What do you do together?
	We _____ and _____.

4 Расспроси одноклассников и заполни таблицу.



Name	Vitya			
Who's your best friend?	Dima			
What do you do together?				
ride a seesaw				
climb				
play hide-and-seek				
listen to music	✓			
eat ice cream				
walk				
skip				
chat				
dream				

Learning to read

Mum, wash Masha! Masha, wash Dasha!

- Найди шесть слов с sh.

			D	M	S
			w	a	a
		f	i	sh	i
E	n	g	l	a	p

Dasha

Lesson 6 Best friend

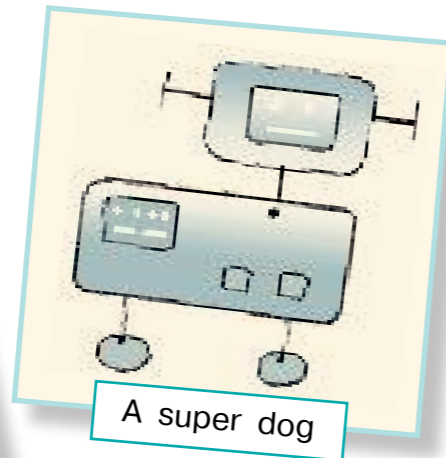

Learning to read

Mr Sleep has got a green house in the tree.


- Найди на рисунке четыре слова с ee и запиши их.



- 1  Послушай историю и скажи, о ком она.

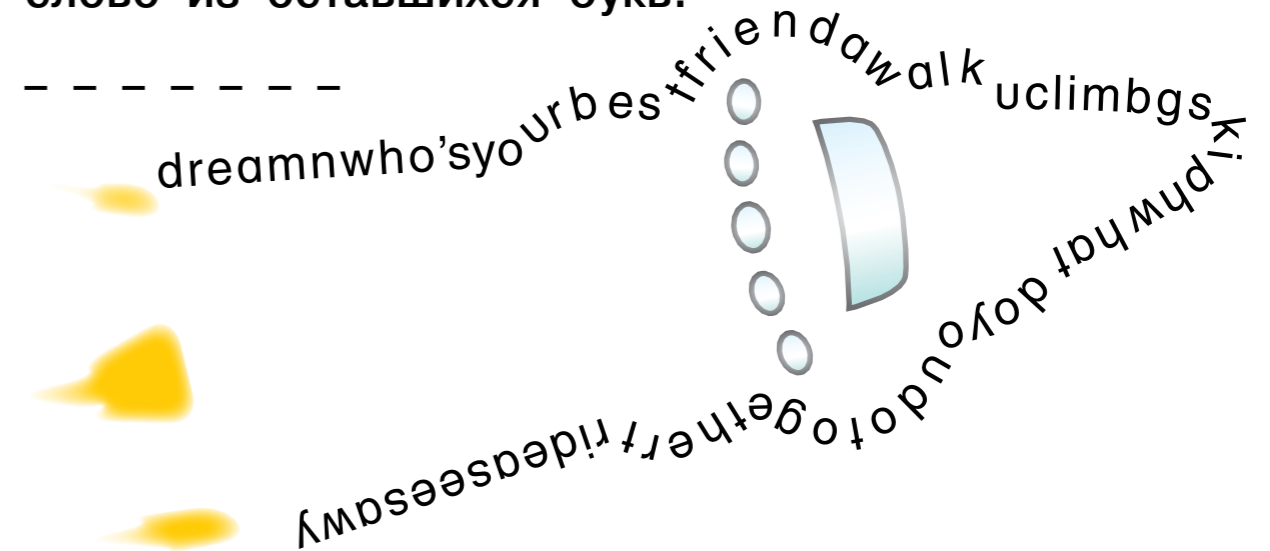


- 2 Подчеркни предложения, относящиеся к картинкам, карандашом соответствующего цвета. Зачеркни лишнее предложение.



Who's your best friend? What do you do together? Red. We play hide-and-seek together. He likes ice cream. Look, Red's behind a tree. I like ice cream too. We ride a seesaw. We walk and listen to the music. We climb and sing songs.

- 3 Найди и напиши 7 слов и фраз. Составь слово из оставшихся букв.



- 4 Соедини вопросы и ответы.

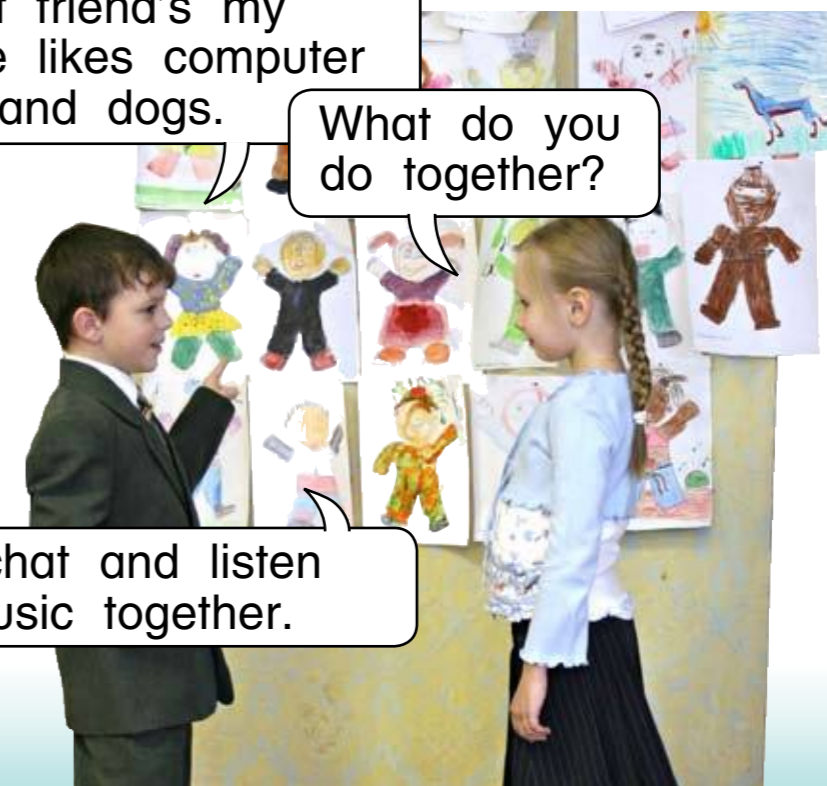
- | | |
|--------------------------------|--------------------------------------|
| 1 What's this? | A She's on holiday. |
| 2 Who's your best friend? | B My sister. |
| 3 Where's your sister? | C Meat and potatoes. |
| 4 What do you do together? | D A pen. |
| 5 What have you got for lunch? | E We listen to music and chat a lot. |
| 6 Have you got a friend? | F Yes. |

- 5 Расскажи о своем лучшем друге.

My best friend's my dad. He likes computer games and dogs.

What do you do together?

We chat and listen to music together.



Lesson 7 Progress page

1 Реши кроссворд.



My friend's 1↓_____.
 I can 2↓_____ my friend.
 We can 3→_____ and listen to the
 4↓_____ together.
 My friend's got a 5→_____.
 The kitten's in the 6↓_____.



Баллы ____ / 6

2 Соедини половинки фраз.

1	listen to
2	play hide-
3	naugh
4	phone your
5	eat an ice
6	dre
7	ride a see-
8	wa

music
ty
friend
lk
am
saw
and-see
cream



Баллы ____ / 8

3 Прочитай и закончи предложения.




?



	When I'm sad, I _ _ _ _ _ (1) my friend.
	_ _ _ ' _ (2) your best friend?
	Lesley.
	_ _ _ _ _ _ _ _ _ (3)?
	We ride a seesaw, play _ _ _ _ _ (4) and eat ice cream.
	My best _ _ _ _ _ 's (5) my dad. We listen to music and dream together.
	Lesley's got a friend, Greg. He's _ _ _ _ _ (6). He can skip, eat a box and climb trees.







Баллы ____ / 6

Баллы ____ / 6

- 4 Посмотри на рисунок и ответь на вопрос. Впиши ответ в выноски.



Who's your best friend?
Where's your friend?

My best friend's _____. We ride
a seesaw and play hide-and-seek
together. I'm under the tree. My friend's
naughty. He's under the box.

Баллы ____ / 5

Great! 21-25	Well done! 11-20	OK! 6-10	Try again! 0-5


Lesson 8 Project: My best friend

- 1 Собери буквы и составь 6 слов.



- 2 Составь словосочетания и соедини их с картинками.

- | | |
|-------------|---------------------|
| 1 naughty | A a tree |
| 2 ride | B hide-and-seek |
| 3 climb | C your best friend? |
| 4 phone | D a seesaw |
| 5 listen to | E friend |
| 6 play | F music |
| 7 eat | G you do together? |
| 8 Who's | H your friend |
| 9 What do | I an ice cream |



- 3 Прочитай и подчеркни части предложения, не соответствующих рисунку.



3.06.07

I've got a friend, Jack the Naughty Dog. He's got a big head and small ears. He likes chocolate and bananas. My friend can climb trees and play hide-and-seek. He can write and draw a kitten. We ride a seesaw and listen to music together. I'm very happy here.

- 4 Заполни пропуски и подготовь рассказ.

Адрес: <http://>

My best friend's _____. _____'s got _____.

_____ likes _____.

_____ can _____.

my mum Dasha a kitten big green eyes a plane
red car lemonade apples computer games
draw a train skip wash the dishes cook my lunch

I've got a friend, _____. We _____,

_____ and _____ together.

Natasha my dad a dog listen to music
eat ice cream play hide-and-seek walk dream

My best friend's _____. We play _____

_____ We play with _____.

my granny Dima a plane hide-and-seek
a ship computer games a dog a red car
a train a ball

Пуск 17:01

- 5 Подготовь вопросы и проведи интервью.


Who's your best friend?
What do you do together?

My best friend's
Ivan Petrovich.



Lesson 1 Has she got pyjamas?

- 1 Послушай и поставь ✓ около соответствующего рисунка.



- 2 Пропиши слова и фразы.

blanket blanket blanket blanket _____
pillow pillow pillow pillow pillow _____
pyjamas pyjamas pyjamas pyjamas _____
doll doll doll doll doll _____
cat cat cat cat cat _____
rabbit rabbit rabbit rabbit rabbit _____
Has she got a bear? Has she got a bear? Has she got a bear? _____

- 3 Прочитай и замени картинки словами.

This is my 's house. She's got a small , a small , two small and a . She's got a on her bed and a on her chair. She's got a and under the . She walks her _____, washes her and rides a seesaw with her .

chairs doll table big pillow blue blanket
bear small pillow blue pyjamas rabbit bed
cupboard cat big pillow

Learning to read

Fish in the fairy tale play football.
Find these fish on page four or five.

- Добавь букву f и прочитай предложение.

red likes fairy tales, football
and his five fish.



- 4 Нарисуй рисунки и сыграй в “Морской бой” как в уроке 5, разделе 1, упр. 5.



_____’s bedroom

_____’s bedroom

A	a	b	c	d	B	a	b	c	d
1					1				
2					2				
3					3				
4					4				

Has your rabbit got a bed?

Yes. In 1b.

Has your rabbit got a blanket on the bed?

Yes.

Lesson 2 Do you count sheep?

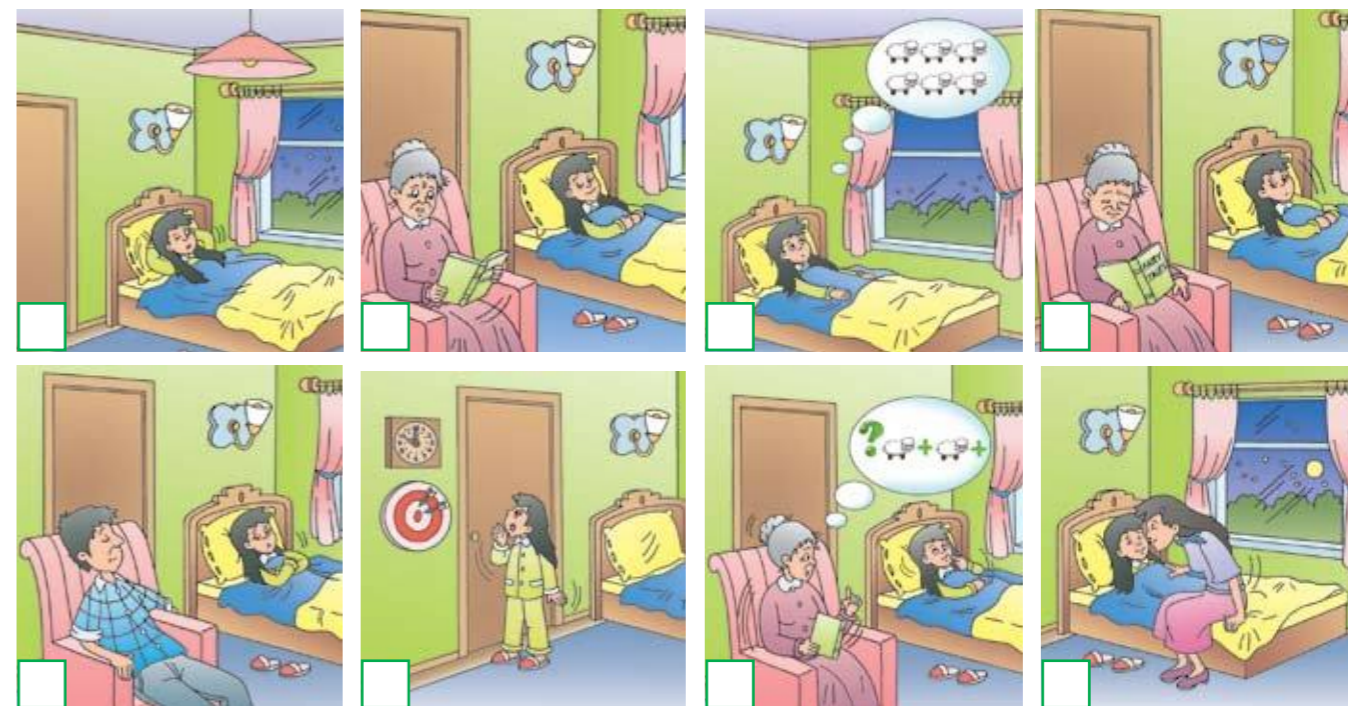
Learning to read

He, she and we sing a song for Lesley.

- Вычеркни лишнее слово.
he, hi, she, we



- 1 Послушай и пронумеруй рисунки.



- 2 Пропиши слова и фразы.

can't sleep can't sleep can't sleep _____
 says goodnight says goodnight says goodnight _____
 says goodnight _____
 fairy tale fairy tale fairy tale fairy tale _____
 Do you count sheep? Do you count sheep? Do you count sheep? _____
 It's time to go to bed. It's time to go to bed. _____
 It's time to go to bed. _____

3 Прочитай и подбери подписи к картинкам.

A **B** **C** **D** **E** **F** **G**


- 1 This is my cat. He's got a bed.
It's time to go to bed.
- 2 Good night, Kitty.
- 3 He can't sleep.
- 4 Go to bed! Listen to a fairy tale.
- 5 He can't sleep.
- 6 Count sheep.
- 7 The kitten's asleep.

4 Расспроси и Расскажи, что делают одноклассники, когда не могут заснуть.



Lesson 3 Lesley's tale

1 Реши кроссворд.



blanket school
pillow rabbit
cat house
doll park
bear wood

Learning to read



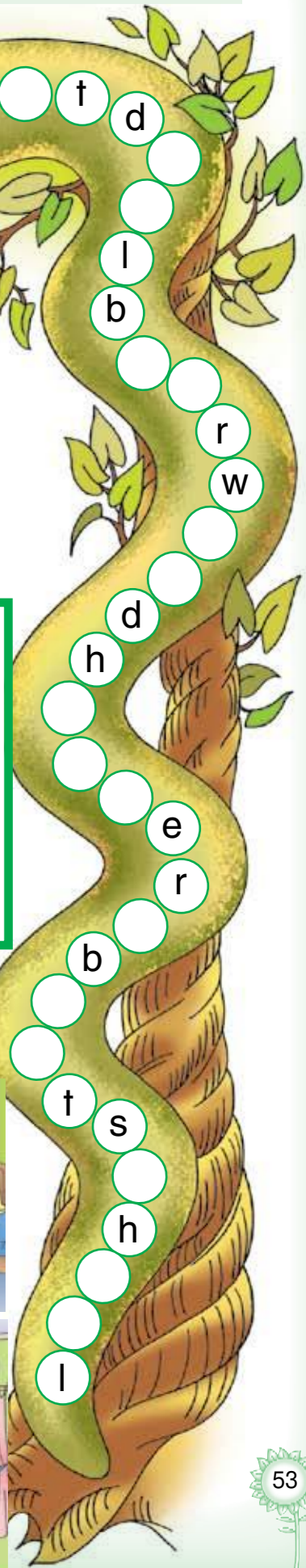
Mr **B**ean and **J**ean read books, dream, eat meat and ice cream together.

• Вычеркни лишнее слово.

meat, eat, read, dream, red, clean, ice cream

2 Вставь пропущенные буквы и соедини слова с рисунками.

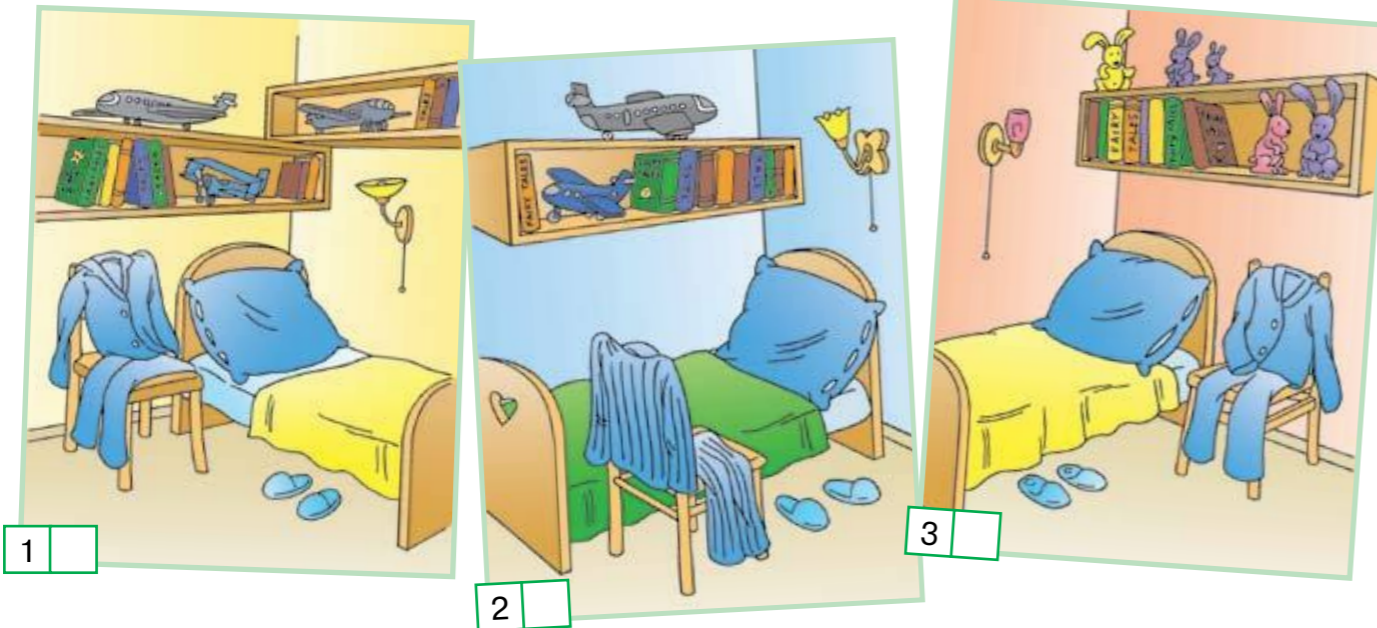
b _ a _ _ e t
f _ i _ y t _ l _
c _ _ n t sh _ _ p
p _ j _ m _ s
c a _ ' _ s _ e _ p
It's t _ m _ t _ g _ t _ b _ d



3 Прочитай и напиши букву текста рядом с рисунком.

A She's got a blue pillow and a yellow blanket on the bed. She's got blue pyjamas on the chair. She likes fairy tales and rabbits.

B He's got a blue pillow and a green blanket on the bed. He's got blue pyjamas on the chair. He likes fairy tales and planes.



4 Прочитай упражнение 3, урок 1. Нарисуй свою комнату и опиши её. Попроси друзей угадать, где твоя комната.




This is my bedroom. I've got a yellow blanket on my bed and two yellow pillows. I've got pyjamas on my chair. I've got a blue table and a blue cupboard. I've got a bear, a rabbit and a plane.



Lesson 4 Being naughty

1 Послушай и поставь "+", если рисунок соответствует услышанному, и "-", если не соответствует.



2 Пропиши слова и фразы.

in the morning in the morning in the morning

at night at night at night at night at night

close close close close close

put put put put put

Don't open. Don't open. Don't open. Don't open.

Don't open.

3 Вставь пропущенные слова. Напиши номер предложения рядом с картинкой.


☐

☐

☐

☐

☐

☐

don't close in the morning don't go
don't put at night put

- 1 _____ Lesley is at school. Fred is at home. He's asleep.
- 2 _____ Lesley is at home and Fred is at home. They play games. Fred is happy and Lesley is happy.
- 3 'Lesley, it's time to go to bed,' says Granny. '_____ your dolls, the bear and the rabbit in the box.'
- 4 '_____ your dolls in the box,' says Fred from the cupboard.
- 5 '_____ to bed,' says Fred from the cupboard.
- 6 '_____ your eyes,' says Fred from the cupboard.


Learning to read

Max has got six exercise books in the box.

- Вычеркни лишнее слово.
six, house, exercise book, box





4 Составь команды и поиграй с одноклассниками.

Don't	close open take put go to	your eyes / mouth / bag your book / pencil / pen the table / computer	in / under / on the bag / table
	stand up sit down sing draw read	<div>Don't open your eyes, please. Put your book in the bag.</div> 	



Lesson 5 Dreams

1  Послушай и пронумеруй рисунки.



2 Пропиши слова и словосочетания.

wake up wake up wake up wake up wake up

has a dream has a dream has a dream has a dream

scared scared scared scared scared

brave brave brave brave brave

doesn't doesn't doesn't doesn't doesn't

3 Посмотри на картинки с противоположным значением. Подпиши слова под соответствующей картинкой.



~~sit down~~
 doesn't read
 scared
~~stand up~~
 sad
 brave
 open
 happy
 in the morning
 reads
 go to bed
 wake up
 close
 at night

Learning to read

Phone Rose the Red Nose.
She's sad, she's is at home alone.

- Составь и напиши 6 слов.

R	o	ne	
n		se	
cl		pen	
—		se	
h		me	
ph		se	



- 4 Узнай у своих одноклассников, что они не делают дома, и расскажи.

Do you	You				
play computer games?	+				
wash the plates?	+				
walk with the dog?	—				
draw pictures?					
read fairy tales?					
cook lunch?					
sweep the floor?					
say goodnight?					

Do you read fairy tales?

Yes, I do.

Vasya doesn't wash the plates.
Masha doesn't read fairy tales.

Lesson 6 A lullaby for Lesley

- 1 Замени подчёркнутые слова и спой свою колыбельную для Лесли.



A lullaby

Say goodnight. Go to bed.
Take your green pyjamas.
Put your blanket on your bed.
Take your yellow pillow.

Say goodnight. Go to bed.
Listen to a fairy tale.
Say goodnight, Sleepyhead.
Take your yellow blanket.



big red small blue small red big green
Sing a song for Lesley. Listen to the music.

Learning to read

A car's in a dark park at night.

- Найди лишнее слово и обведи его.
park, dark, car, bag, lark, darts



- 2 Закончи историю, дописав предложения до конца.
Пронумеруй рисунки по порядку.



But her mother sings a song and Lesley is _____.



It's _____.
'Where's my bear? I can't _____!'



She runs home with the _____ in her school bag.



Lesley puts the _____ on a chair.



Lesley goes to the _____.


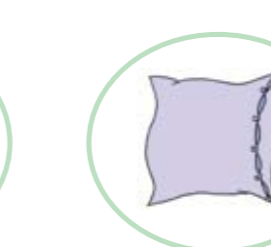

She's got a small bear in her _____.

library
school bag
asleep
time to go to bed
sleep
book
bear

Lesson 7 Progress check

- 1 Найди слова и напиши их рядом с картинкой.

cat bear rabbit pillow doll pyjamas blanket at night brave scared



Баллы ____ / 5

- 2 Вставь пропущенные буквы и соедини с рисунками.

cl__se
o__en
pu__
has a dr__ _m
br__ve
scar__d



Баллы ____ / 6

3 Прочитай и подбери картинку.

This is Jane's room. She's got a red blanket and a yellow pillow on her bed. She's got green pyjamas under the pillow. Her small dog Nuts is on the chair. Her bear Button is asleep on the cupboard. Her cat is under the table. He's scared. Her brave rabbit is under the bed. Her big doll has a dream. Sh-sh-sh.



1



2




3

Баллы ____ / 3

4 Посмотри на рисунок и закончи предложения.



Lesley's got a _____. Her name's Claire. Claire's got red _____. She's got a small green _____. She's got a blue _____ and a yellow _____.



At night Claire goes to bed. She counts _____.: one sheep, two sheep, three sheep... Claire is _____. She can't sleep.



In the _____ Claire _____ up. She _____ her eyes. What's this? It's a big _____. Claire isn't scared. 'Hello, Rabbit!'

Баллы ____ / 11


Great! 21-25	Well done! 11-20	OK! 6-10	Try again! 0-5

Lesson 8 Storytelling

1 Заполни пропуски в тексте и подбери картинку к каждому абзацу.

happy small goodbye play kitten wood pillow tree

I've got a _____ kitten in my school bag. His name's Lemonade. He's red. I go to the wood.	
I put the _____ under the tree. I run, jump and play.	
I run home (домой). Lemonade is under the _____.	
It's time to go to bed. I put on my pyjamas and... Where's my kitten? I look under the _____. I look in the school bag. No Lemonade. I can't sleep!	
Lemonade's in the _____. At night he's scared.	
Fred and Claire run to the tree.	
Fred, Claire and Lemonade chat and _____.	
It's morning. Fred and Claire say _____ and run away.	
I run to the wood. I find my kitten under the tree. I'm _____. Lemonade's happy!	1



2 Придумай свою историю.

school gym hall classroom
house dining-room wood

I go to school. I've got a rabbit. I put the rabbit on the computer. At night the rabbit is scared.
A cat and a dog run to the rabbit. The cat, the dog and the rabbit eat ice cream and chat.
In the morning I run to school. The rabbit is happy.

rabbit cat dog hamster doll car plane train	on the computer on the pillow under the blanket on the table on the chair in the school bag in the pencil-case
ice cream fish a pie a sandwich a banana pasta meat potatoes a pizza chocolate pineapple	chat listen to a song play games sing songs read fairy tales ride a seesaw sweep the floor wash the dishes draw pictures run

Lesson 1 Birthday presents

1  Послушай и пронумеруй рисунки.

2 Пропиши слова и фразы.

birthday birthday birthday _____

bike bike bike bike _____

mobile phone mobile phone mobile phone _____

puzzle puzzle puzzle puzzle _____

What present do you want? What present do you want? _____

3 Прочитай и заполни пропуски.



1

It's _____ birthday.



2

He's got three _____.



3

A present from his mum and dad.

It's a _____.



4

A present from his grandpa.
It's a _____.

5

And a present from his sister.

It's a _____.



6

I _____ a
doll's house.

puzzle want presents bike mobile phone Danny's

4 Расспроси друзей и заполни таблицу.

What present do you want?

I want a computer
and a bike.

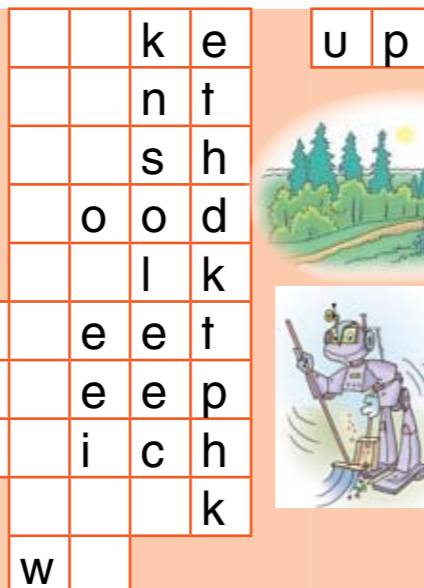
Presents	Names		
a computer			
a mobile phone			
a game			
a car			
a bike			
a book			
a doll			
a puzzle			

Learning to read

We wake up to wash the plates.

You wake up to walk in the woods.

- Впиши недостающие буквы.



Lesson 2 It's great! She's eight!

- 1  Послушай и пронумеруй рисунки.




Happy Birthday!



ten



nine



candles



cake



...seven, eight

- ## 2 Пропиши слова и фразы.

seven seven seven seven seven

eight eight eight eight eight

nine
nine
nine
nine
nine

ten ten ten ten ten

cake cake cake cake cake

candle candle candle candle

Happy Birthday! Happy Birthday! Happy Birthday

3 Посмотри на рисунки упражнения 1. Прочитай и закончи предложения.

It's Lesley's birthday. She's (1) _____. She's got a big (2) _____ with eight (3) _____. She's got (4) _____ presents. Her mum and dad say, '_____, Lesley!'

Learning to read

A plane's in a cake on a plate.



A cake on a plane on a plate.



Wake up, Dave!

Her name's Kate. She's brave. She's in a plane.



Wake up, Kate!



- Впиши недостающие буквы и прочитай слова.
pl_n_, pl_t_, c_k_, br_v_, D_v_, K_t_,
n_m_, w_k_ up

4 Раскрась рисунок и Расскажи о дне рождения.



He's got a yellow cake with seven candles.

Tim?

No. He's got eight presents.

It's Brian. He's seven.

Lesson 3 I want to swap

1 Найди спрятанные в квадрате слова.

1 s e v e n (↓)

2 _ _ _ _ (↓)

3 _ _ _ (↓)

4 _ _ _ (↓)

5 _ _ _ _ (↓)

6 _ _ _ _ (→)

7 _ _ _ _ (→)

8 _ _ _ (→)

9 _ _ _ _ (→)

10 _ _ _ _ (→)

11 _ _ _ (→)

12 _ _ _ _ (→)

13 _ _ _ _ _ (↓)

14 _ _ _ _ _ (→)

1

6

7

8

8 10



5

4



9

s	n	t	h	r	e	e	f
e	i	g	h	t	o	w	i
v	n	o	n	e	r	a	v
e	e	c	a	n	d	l	e
n	c	a	k	e	s	i	x
i	t	f	o	u	r	m	o
o	p	r	e	s	e	n	t
b	i	r	t	h	d	a	y



2 Прочитай и подбери картинки. Обведи номер предложения без картинки. Сосчитай предметы и допиши предложения.

- 1 This is Lesley's house. She's got eight chairs _____.
- 2 This is Deb's house. She's got six books _____.
- 3 This is Freddy's house. He's got three mobile phones _____.
- 4 This is Rabbit's house. He's got seven chairs _____.
- 5 This is Cat's house. He's got four dogs _____.



A



B



C



D

Learning to read

Three teeth in my mouth.
Three fish on my plate.
It's my birthday. Thank you.
Thank you. I'm three. It's great!



Обведи лишнее слово.

- 1 teeth, three, thank, chat
- 2 chat, lunch, teeth, touch
- 3 ship, thank, fish, wash

3 Расставь слова в предложениях в правильном порядке и напиши их.

my / This / birthday / is /. This is my birthday.

eight / am / I /. _____

big / I've got / cake / a / candles / with /. _____

six / I've got / presents /. _____

A / from / bike / grandpa / my /. _____


brother / A / my / from / puzzle /. _____

4 Сыграй в игру "День рождения друга".

I want eight presents. Have you got eight presents?



Yes. Take your ten chairs.



No. I want ten chairs. Have you got ten chairs?

And you can take eight candles.

Lesson 4 I want to have a party!

1  Послушай и пронумеруй рисунки.



☐ I want to have a party.
And sing and dance and play?
Yes, sing and dance and play.

☐ I want to have a party.
Invite your friends today?
Yes, invite my friends today.

☐ I want to have a party.
With a clown and a DJ?
Yes, with a clown and a DJ.

☐ I want to have a party.
Hooray! Hooray! Hooray!
Hooray! Hooray! Hooray!

2 Прочитай слова песни и напиши цифру соответствующего рисунка.

3 Пропиши слова и фразы.

dance dance dance dance dance _____

invite invite invite invite _____

clown clown clown clown _____

want to have a party want to have a party _____

want to have a party _____

play Musical Chair play Musical Chair play _____

Musical Chair _____

Hot Potato Hot Potato Hot Potato _____

DJ DJ DJ _____

4 Расставь слова в предложениях в правильном порядке.

to / I / dance / want / . _____

a / want / to / party / have / I / . _____

at my / a / want / to / clown / have / I / party. _____

a / Let's / DJ / invite / . _____

Chair / play / I / to / Potato / Musical / want / Hot / _____

and / . _____

Learning to read

Val invites Veronica to have lunch
at five or seven at Veranda.

• Обведи лишнее слово.

1 brave, seven, five, invite, lunch

2 wake up, wood, have, wash, want, walk

3 football, five, friend, four, fish, fairy tale



- 5 Отметь ✓, что ты хочешь делать на своём дне рождения, и расскажи об этом другу.


I want to have a DJ. And you?

I want to invite my grandpa. I want to dance. And you?

I want to play computer games.





I want to	you	your friend
have a clown		
have a DJ		
invite my friends		
invite...		
dance		
sing		
read fairy tales		
ride a seesaw		
play computer games		
play Musical Chair		
play Hot Potato		

Lesson 5 Here's a present!

- 1  Послушай песню и сыграй в игру с одноклассниками.



- 2 Прочитай и напиши букву соответствующей фразы рядом с героем.

1 <input type="text"/> ...	2 <input type="text"/> ...	3 <input type="text"/> ...	4 <input type="text"/> ...
			
5 <input type="text"/> ...	6 <input type="text"/> ...	7 <input type="text"/> ...	

- (a) I'm eighty seven. (b) Here's your birthday cake.
 (c) Happy birthday, Freddy! Here's a present.
 (d) Thank you. (e) How old are you? (f) Thank you.
 (g) Sit down, please.

3 Пропиши слова и фразы.

please please please please please _____

thank you thank you thank you _____

Here's a present. Here's a present. Here's a present. _____

How old are you? How old are you? How old are you? _____

I'm eight. I'm eight. I'm eight. _____

4 Раздели буквы на слова и расставь знаки препинания.

howoldareyou _____

sitdownplease _____

imseven _____ heresapresent _____

thankyou _____ happybirthday _____

Learning to read

Hooray! Hooray! Let's play all day.

- Подчеркните слова, которые читаются похоже.

play, have, dad, hooray, keyboard, granny, May, Lesley, say, day

5 Расспроси друзей и заполни таблицу.



How old are you?

I'm seven.



Names	Age	Names	Age

Lesson 6 Let's play!

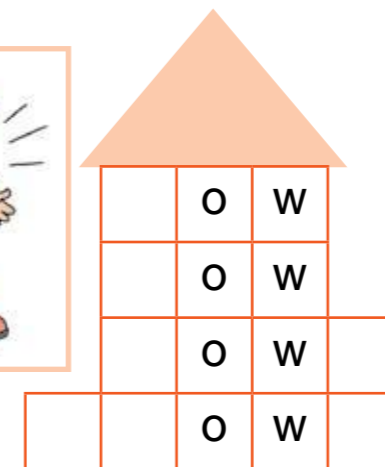
Learning to read



– A cow can sit down on a clown.
– How can a cow sit down on a clown?
No way!
A clown can sit down on a cow.



- Впиши недостающие буквы.



1 Напишите предложения строчными буквами.

I'M EIGHT. _____

OPEN THE DOOR, PLEASE. _____

I DON'T WANT TO GO TO BED. _____

LET'S HAVE A CLOWN. _____

SHE CAN DANCE. _____

2 Напишите слова в нужное предложение.


• sing, doll, cat, present, dance, play, listen to music,
• bike, eat, pie, sweet, go to bed, sleep

I want a _____.

I want to _____.

3 Прочитай и пронумеруй картинки. Разыграй диалог по ролям.

- 1 Lesley: Happy bithday, Chris! Here's a present.
Chris: Thank you.
- 2 Lesley: How old are you?
Chris: I'm seven. Sit down, please.
Lesley: Thank you.
- 3 Chris: Here's a birthday cake.
All: Happy Birthday!
- 4 Lesley: Let's dance.
- 5 Roy: I don't want to dance. I want to play a game.
Lesley: I want to play too.
Chris: And I want to play.
Lesley: Great! Let's play.



4 Разыграйте сценку “День рождения” по своим ролевым карточкам.

Happy Birthday, Vova!



Lesson 7 Progress page

1 Сосчитай и напиши.



_____ tables	_____ puzzles
_____ mobile phones	_____ bananas
five _____	_____ bikes
_____ chairs	seven _____

Баллы ____ / 8

2 Составь фразы.

Dan	t a b	ou want?
What pr	esent do y	day!
I wan	m eig	ent!
Hap	ny's b	you?
Here's a p	ld are	ht.
How o	res	ike.
I'	py Birth	irthday.

Баллы ____ / 7

3 Прочитай разговор и поставь ✓ в колонке ‘Yes’, если предложение правильное, и в колонке ‘No’, если оно неправильное.

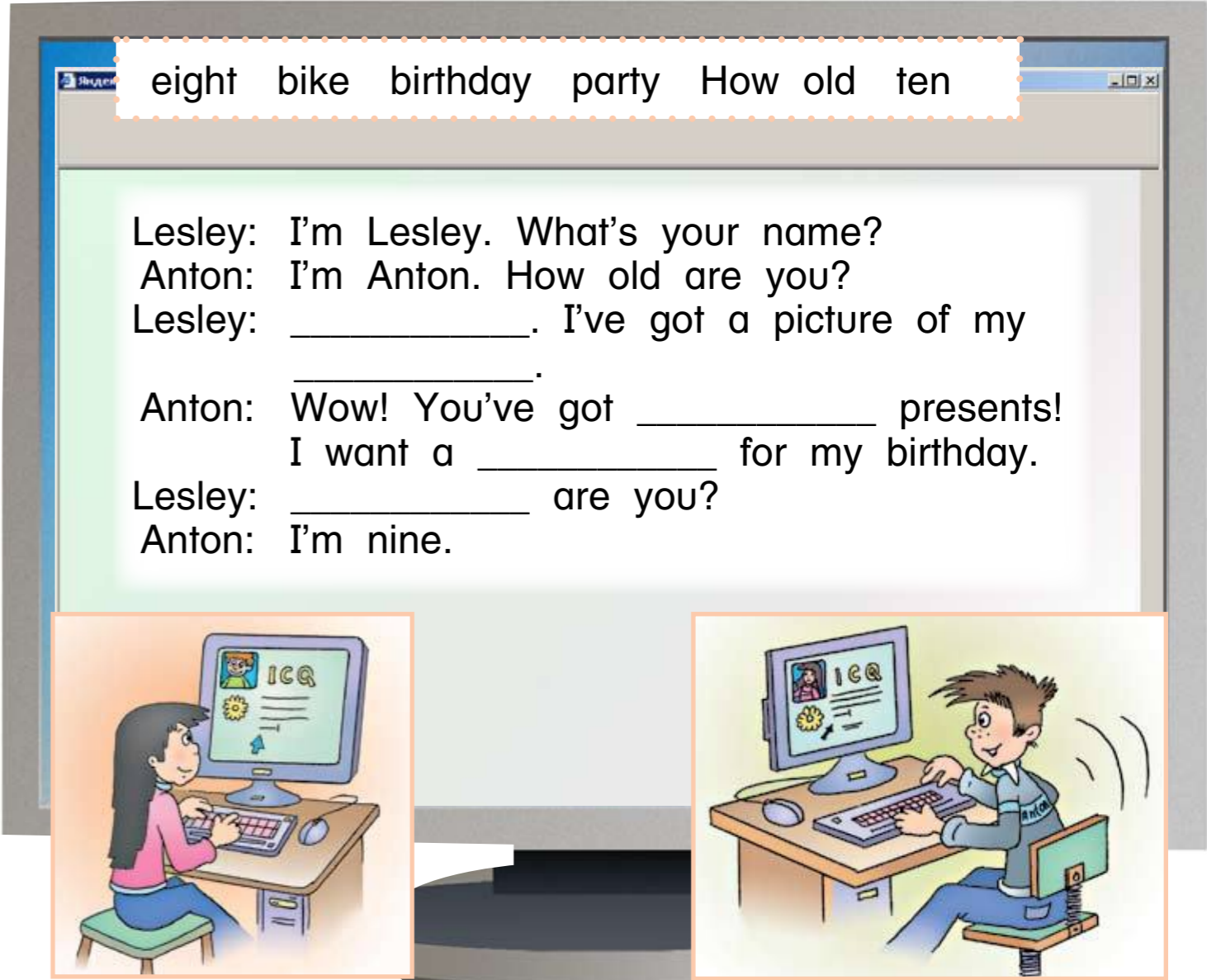


Mum: Roy, what do you want for your birthday?
Roy: I want a lot of presents.
Mum: OK. Let’s have a clown.
Roy: No. I want to have a DJ with rap music.
Mum: Rap music? And no clown?
Roy: OK. Let’s have both, a clown and a DJ.
Mum: Great! You can play different games. ‘Musical Chairs’, Hot...
Roy: No! I want to play computer games!
Mum: And your friends? Lesley and Jane? They want to dance. They want to sing songs.

	Yes	No
1 Roy wants to play ‘Hot Potato’ at his birthday party.		
2 He wants to have a DJ.		
3 Roy wants to listen to rap music.		
4 Jane and Lesley want to play computer games.		
5 Roy wants to have a clown.		

Баллы ____ / 5

4 Прочитай переписку и дополни предложения словами из рамочки.



eight bike birthday party How old ten

Lesley: I’m Lesley. What’s your name?
Anton: I’m Anton. How old are you?
Lesley: _____. I’ve got a picture of my _____.
Anton: Wow! You’ve got _____ presents!
I want a _____ for my birthday.
Lesley: _____ are you?
Anton: I’m nine.

Баллы ____ / 5

Great! 21–25	Well done! 11–20	OK! 6–10	Try again! 0–5

Lesson 8 My birthday party

- 1 Прочитай текст и напиши про себя, используя слова из рамочки.


This is my birthday. I'm **eight**. I've got a birthday cake with **eight** candles. I've got **five** presents. This is a present from my **friend**. It's a **book**. I've got a **clown (DJ)** at my birthday party. We play games, dance and sing songs. We eat **pizza**.



one	friend	book	play computer	pizza
two	mum	mobile	games	pies
three	dad	phone	play 'Musical	apples
four	sister	bike	Chair'	sweets
five	brother	train	play 'Hot Potato'	sandwiches
six	granny	plane	read	bananas
seven	grandpa	puzzle	draw pictures	ice cream
eight		car	ride a seesaw	meat
nine		school	play hide-and-	pasta
ten		bag	seek	fish
		kitten		potatoes

This is my birthday. I'm _____.
 I've got a birthday cake with _____ candles.
 I've got _____ presents.
 This is a present from my _____.
 It's a _____.
 I've got a _____ at my birthday party.
 We _____.
 We eat _____.

- 2 Прочитай, раскрась и нарисуй.



It's Polly's birthday. Let's find a cake for Polly. She wants a big red and yellow cake. Polly is eight. Draw eight candles on the cake.

What present do you want for your birthday? Do you want a mobile phone?



Mum, I don't want a mobile phone for my birthday. Roy's got a bike. Molly's got a bike. I want a bike too.

Mum's present

3 Прочитай и напиши, чей домик нравится каждому герою.

I don't like my house. It's small. I want a big house.



Lucy



I don't sleep at night. At night I go to the park and sing songs. I go to bed in the morning. I want a small bed. I don't want eight pillows. I want one pillow. I don't want dogs in my house.



I don't like big houses. I'm scared at night in a big house. I want a small house with a table.



I've got a bed with one pillow. But I want three pillows. No, I want five, six, eight pillows. I like fairy tales. But I haven't got fairy tales in my house.



Tina



Lucy likes _____ house.

Cat likes _____ house.

Rabbit likes _____ house.

Tina likes _____ house.

Cat's
Lucy's

Rabbit's
Tina's



Wordlist

Unit 5 When mum's at work

at home – дома
at school – в школе
at work – на работе
brother – брат
chat with you – болтать с тобой
chocolate bar – шоколадка
cook my lunch – готовить обед
dad – папа
fish – рыба
grandpa – дед
granny – бабушка
kitten – котёнок
meat – мясо
mum – мама
on holiday – на отдыхе

pasta – макароны
pineapple – ананас
pizza – пицца
potatoes – картошка
sister – сестра
sweep the floor – подметать пол
wash the dishes – мыть посуду

He's got a **chocolate** bar.–

У **него** есть **шоколадка**.

She likes **pizza**.– Ей нравится **пицца**.

She can **chat with you**.– Она может **поболтать с тобой**.

Unit 6 With my best friend

behind – за
box – коробка
climb – карабкаться
dream – мечтать
eat an **ice cream** – есть **мороженое**
happy – счастливый
hide-and-seek – 'Прятки' (игра)
ice cream – мороженое
listen to music – слушать музыку
naughty – непослушный, шаловливый

phone your friend – звонить другу
ride a seesaw – качаться на качелях
sad – грустный
skip – прыгать через скакалку
tree – дерево
walk – гулять

What do you do together? – Что вы делаете вместе?

Where's **Lesley**? – Где **Лесли**?

Who's your best friend? – Кто твой лучший друг?

Unit 7 Sweet dreams

at night – ночью
 bear – медведь
 blanket – одеяло
 brave – храбрый
 can't sleep – не может уснуть
 cat – кот
 close – закрывать
 count sheep – считать овец
 doesn't **wake up** – не просы-
 паться
 doll – кукла
 fairy tale – сказка
 has a dream – мечтает
 in the morning – утром
 open – открывать
 pyjamas – пижама

pillow – подушка
 put – класть
 rabbit – кролик
 say goodnight – сказать спо-
 койной ночи
 scared – напуган
 wake up – просыпаться

Do you count sheep? – Ты счи-
 таешь овец?
 Don't **open**. – Не **открывай**.
 Has **she** got a **bear**? – У неё
 есть медведь?
 It's time to go to bed. – Пора
 ложиться спать.

Unit 8 Birthday party

bike – велосипед
 cake – торт
 candle – свеча
 clown – клоун
 dance – танцевать
Danny's birthday – день рожде-
 ния **Дени**.
 DJ – диджей
 eight – восемь
 have a party – иметь вечеринку
 Hot Potato – 'Горячая картошка'
 (игра)
 invite – приглашать
 mobile phone – мобильный
 телефон
 Musical Chair – 'Музыкальный
 стул' (игра)

nine – девять
 please – пожалуйста
 puzzle – мозаика
 seven – семь
 ten – десять
 thank you – спасибо
 want to – хочу (сделать что-либо)

Happy birthday! – С днём
 рождения!
 Here's a present! – Возьми
 подарок!
 How old are you? – Сколько
 тебе лет?
 I want a **bike**. – Я хочу **велосипед**.
 I'm **eight**. – Мне **восемь** лет.
 What present do you want? –
 Какой подарок ты хочешь?



Storytelling

Unit 7 Lesson 6



